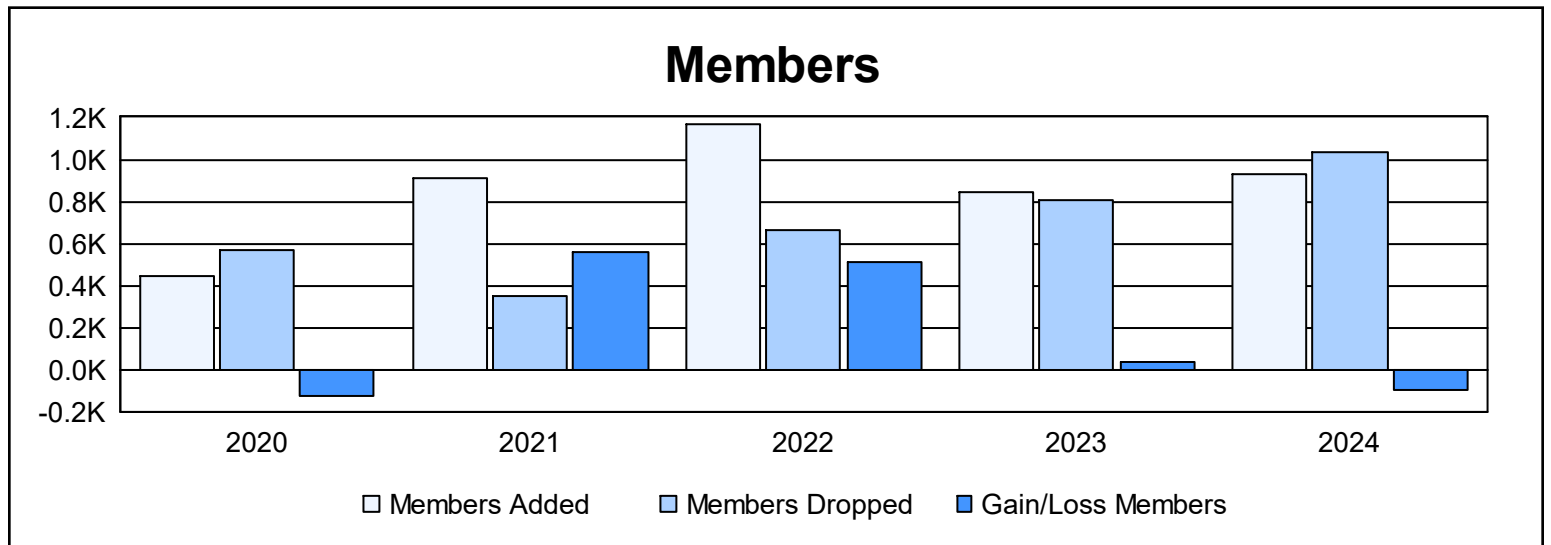
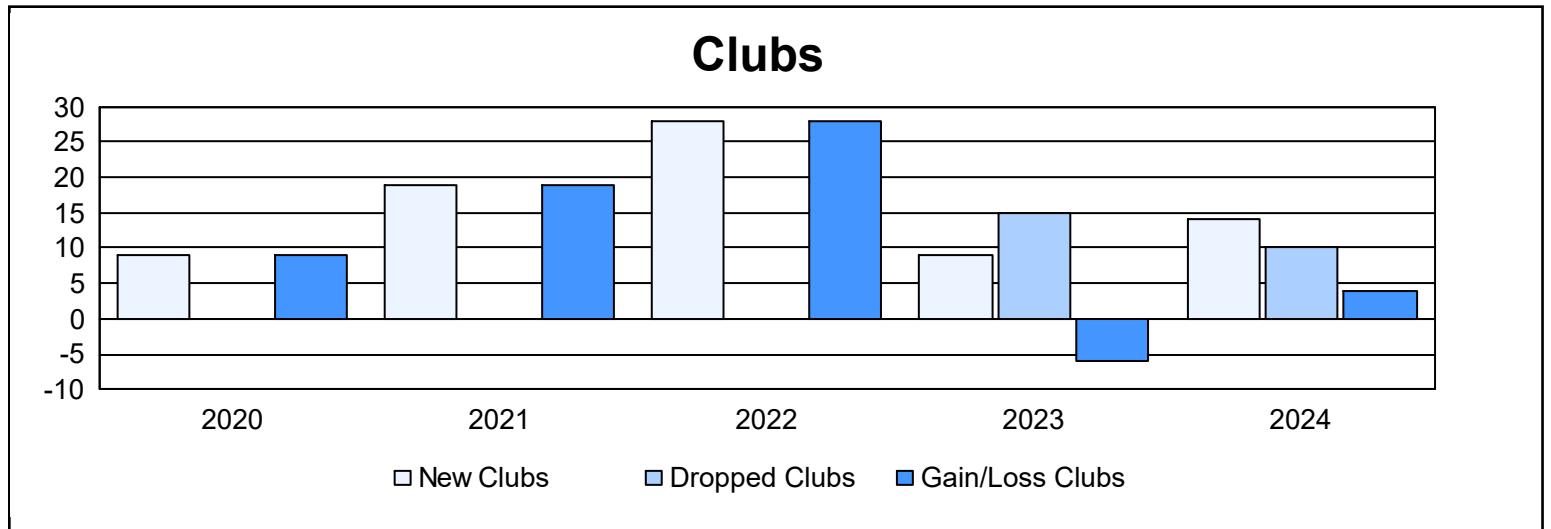
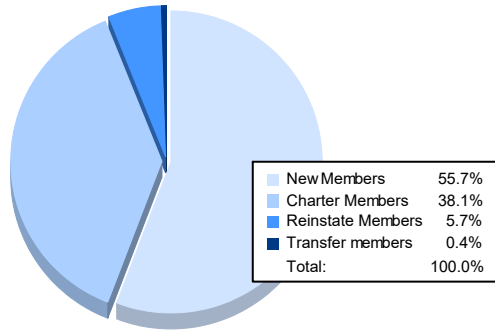


| Year | New Clubs | Dropped Clubs | Gain/ Loss Clubs | New Members | Charter Members | Reinstate Members | Transfer Members | Total Member Added | Total Members Dropped | Gain/ Loss Members |
|----------------|-----------|---------------|------------------|-------------|-----------------|-------------------|------------------|--------------------|-----------------------|--------------------|
| 2019-2020 | 9 | 0 | 9 | 171 | 262 | 16 | 0 | 449 | 570 | -121 |
| 2020-2021 | 19 | 0 | 19 | 430 | 449 | 30 | 2 | 911 | 348 | 563 |
| 2021-2022 | 28 | 0 | 28 | 450 | 685 | 26 | 8 | 1,169 | 660 | 509 |
| 2022-2023 | 9 | 15 | -6 | 464 | 303 | 38 | 34 | 839 | 807 | 32 |
| 2023-2024 | 14 | 10 | 4 | 519 | 355 | 53 | 4 | 931 | 1,029 | -98 |
| Average | 16 | 5 | 11 | 407 | 411 | 33 | 10 | 860 | 683 | 177 |



Membership Composition June 2024 Cumulative



Gender Composition June 2024 Cumulative

